Multiple District 24

As of October 2026 Cumulative

Year	New Clubs	Dropped Clubs	Gain/ Loss Clubs	New Members	Charter Members	Reinstate Members	Transfer Members	Total Member Added	Total Members Dropped	Gain/ Loss Members
2022-2023	0	14	-14	541	14	24	47	626	816	-190
2023-2024	1	10	-9	496	29	24	57	606	776	-170
2024-2025	1	8	-7	419	24	39	45	527	683	-156
2025-2026	2	8	-6	651	50	37	41	779	725	54
2026-2027	0	0	0	238	9	18	9	274	188	86
Average	**1**	**8**	**-7**	**469**	**25**	**28**	**40**	**562**	**638**	**-75**

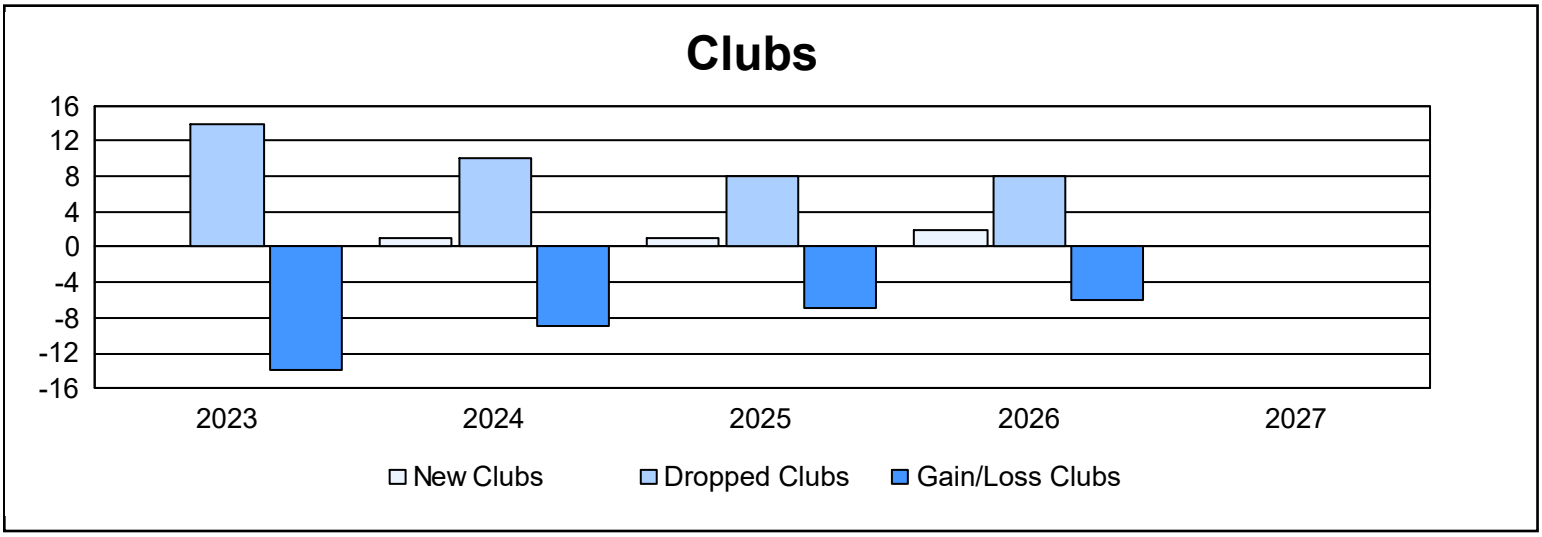

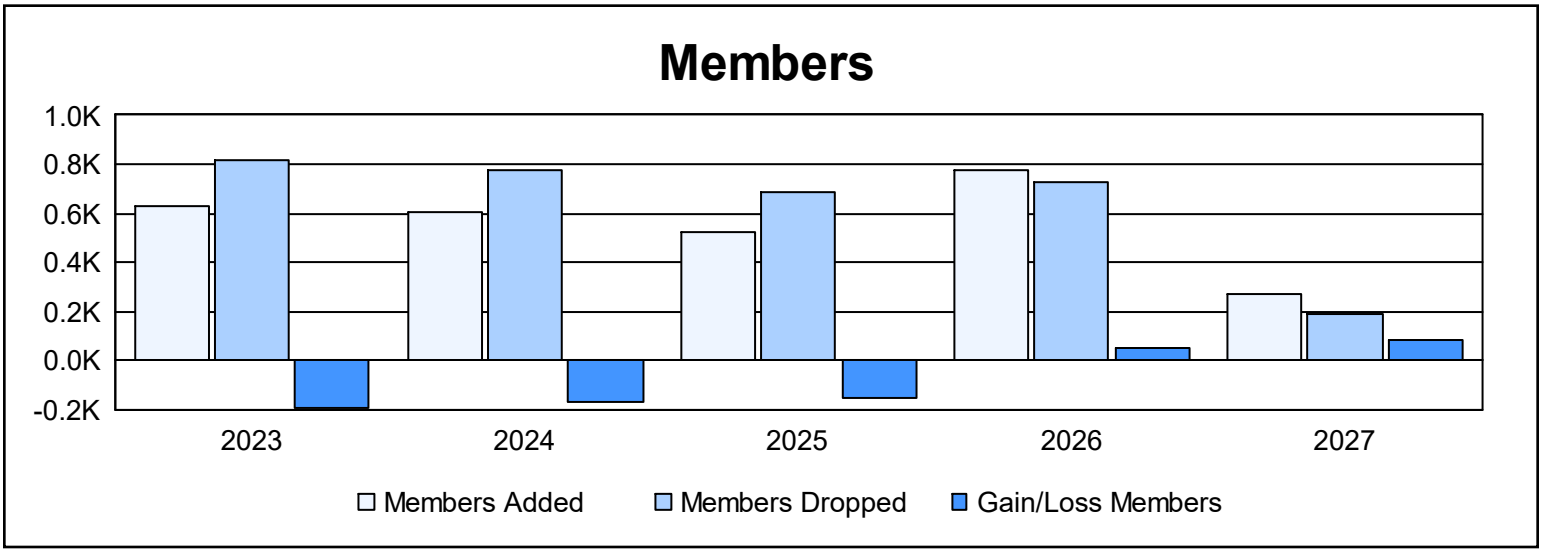

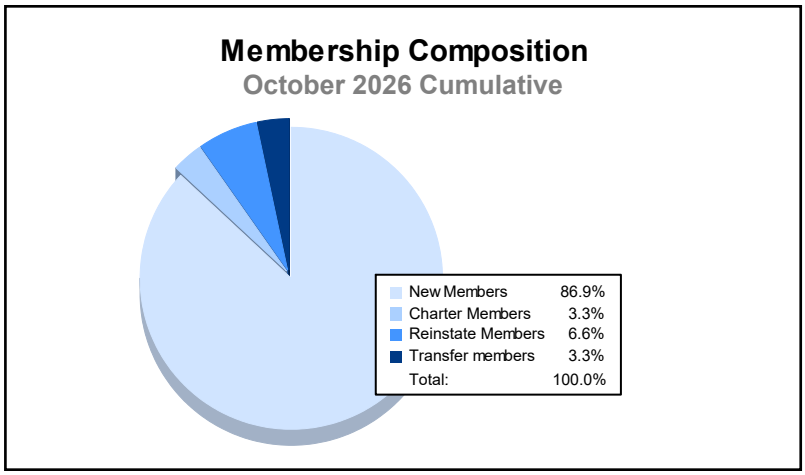
Membership Composition
October 2026 Cumulative
New Members 86.9%
Charter Members 3.3%
Reinstate Members 6.6%
Transfer members 3.3%
Total: 100.0%

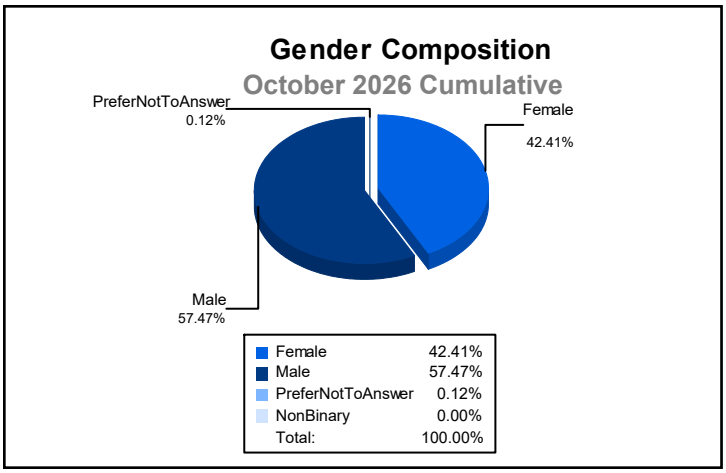
Gender Composition
October 2026 Cumulative
PreferNotToAnswer
0.12%
Female
42.41%
Male
57.47%
Female 42.41%
Male 57.47%
PreferNotToAnswer 0.12%
NonBinary 0.00%
Total: 100.00%